



Product Listing September 2017



All prices listed at full retail. Please speak to your distributor for discounts on trade and/or bulk orders.



AB Controls proudly sell Senva products for our Australian market because we have found them to be a high quality, extremely reliable range. By using Senva sensors you will slash installation time and improve system reliability.

EC motors and Jet fans

With an ever increasing use of EC motors and jet fans our range of quality sensors has been greatly increased, for instance all our analogue output sensors can be directly connected to EC fans and motors with PID or to a conventional motor via a VSD without any need for additional controllers. We have also added a new range of car park fan controls and 'fast fit' control panels, quick and easy to install for all your supply, extraction and Jet fan needs.

Fan and Valve control

For several years we have manufactured a range of fan control units and timers, the list just keeps on growing with more options now available. With the introduction of new laws for interlocking kitchen range hoods to gas valves we have proactively tested and added another controller to our extensive list for smaller enclosed kitchens and are working on a much larger system for full commercial Kitchens.

ABC control solutions

With an increased range of specialty sensor/controllers designed by us and manufactured here in Melbourne, AB Controls can cater to the specific needs of our Australian builders. The FR series and CS1 range are highly versatile units which are gaining popularity and are now being specified by consultants in the building industry.

We have added a new delay off timer to our range of products. The ABC QT1 has been rigorously tested and is now in stock and selling fast. It is designed to monitor up to two separate light circuits and bring on your extraction fan while being small enough to easily fit in a standard electricians 'jbox'. Please contact us or one of our dealers for technical specifications.



Senva sensors are engineered to reduce installation time and be trouble-free

Higher reliability

Sensor on a chip (CMOS) technology that gives long life thanks to fusion of sensor and evaluation circuitry on one component. The CMOS chip also has on-board temperature compensation with excellent measurement accuracy, high repeatability and offset stability.

Quality components and designs through sintered metal filters for media protection and digital designs that have stable outputs and reduced drift.

Superior accuracy

CMOS technology created in state of the art facilities backed up by field experience that counts. Match customers psychrometers or other references with our handy on-board offset calibration.

Faster installation

Thoughtful installation touches like digitally matched replaceable elements keep systems up and running with ease. Removable board eliminates the need to disturb the installation.

We are so dedicated to cutting installation time, we've even eliminated the wires! See our time saving wireless outside air sensor.

Current sensors - Digital output

We stock a wide range of current sensors from our very small C12xx range through to our larger C23xx range all sizes come in adjustable and non-adjustable in both relay output and analogue output. Please select from the range shown. The Senva selection guide shown below and over the page may help you decide your needs.

SENVA DIGITAL CURRENT SENSOR SELECTION GUIDE**

C-12XX = mini solid core

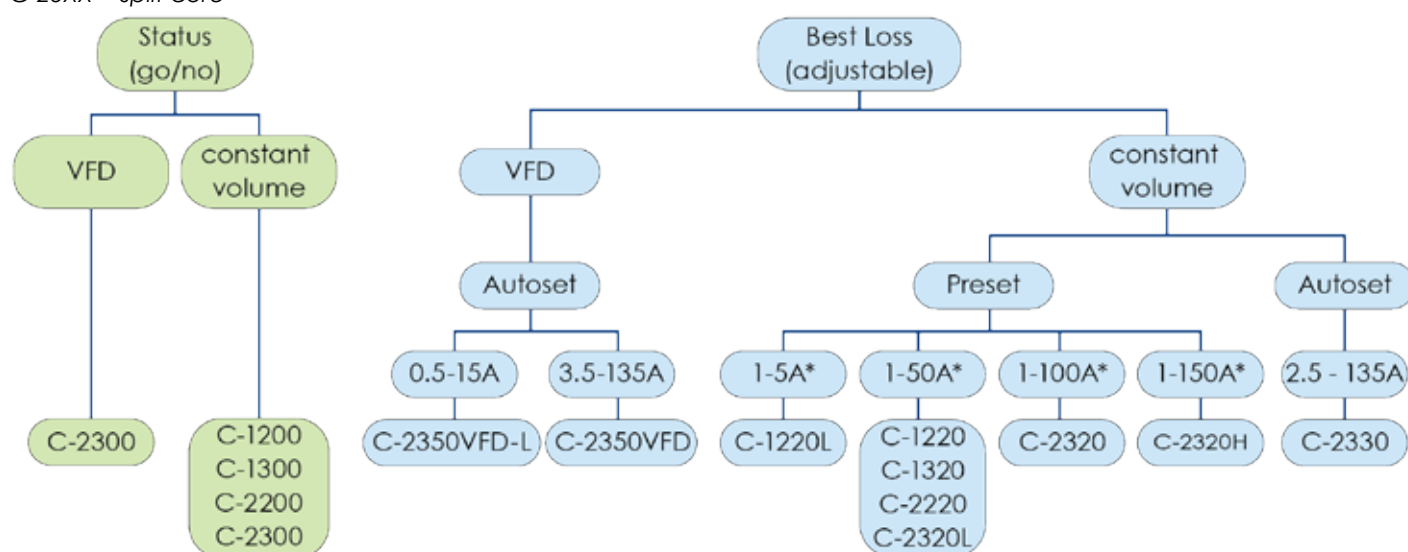
C-13XX = solid core

C-22XX = mini split core

C-23XX = split core

** read sensor spec sheet/install guide to ensure compatibility with each application

* Preset amperage ranges are approximated: see datasheet for specific ranges of each current sensor to ensure compatibility




SENVA MODEL	DESCRIPTION	COST
C1200	on/off 0.25 to 50A range 1A@30VAC/DC N.O.	52.00
C1200HV 240V	on/off 0.25 to 50A range 0.1A@250VAC N.O.	70.40
C1220	adjustable set point 0.75 to 50A range 1A@30VAC/DC N.O.	102.40
C1220L	adjustable set point 0.75 to 5A range 1A@30VAC/DC N.O.	102.40

SENVA MODEL	DESCRIPTION	COST
C1300	on/off 0.25 to 50A range 1A@30VAC/DC N.O.	60.80
C1320	adjustable set point 0.75 to 50A range 1A@30VAC/DC N.O.	108.80

SENVA MODEL	DESCRIPTION	COST
C2200	mini split core on/off 0.35 to 50A range 1A@30VAC/DC N.O.	100.00
C2220	adjustable set point mini split core 0.25 to 50A range 1A@30VAC/DC N.O.	159.00
C2220L	adjustable set point mini split core 0.25 to 5A range 1A@30VAC/DC N.O.	159.00



The smallest solid core current sensors you can get anywhere - available in digital (on/off) and analogue outputs



Our medium size solid core current sensors in standard and adjustable.



New range, now the smallest split core current sensor anywhere.

Digital current sensors ... continued

SENVA MODEL	DESCRIPTION	COST
C2300	on/off 0.5 to 100A range 1A@30VAC/DC N.O.	88.00
C2320	adjustable set point 1.25 to 100A range 1A@30VAC/DC N.O.	156.00
C2320L	adjustable set point 1.25 to 50A range 1A@30VAC/DC N.O.	156.00
C2320H	adjustable set point 1.25 to 150A range 1A@30VAC/DC N.O.	156.00
C2330	auto set, 2.5 to 135A range 1A@30VAC/DC N.O.	199.00
C2350VSD	auto calibrating, 3.5 to 135A, 1A@30VAC/DC N.O.	232.00
C2350 VSD-L	auto calibrating, 0.5 to 15A, 1A@30VAC/DC N.O.	252.00

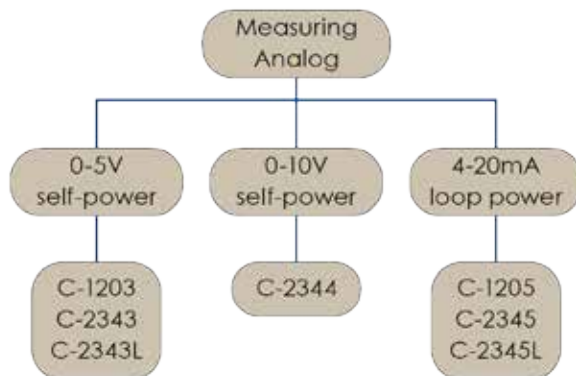


SENVA MODEL	DESCRIPTION	COST
C1500-06	monitor 6 loads from one unit, 6 separate outputs 0.1 to 50A 1A@30VAC/DC N.O.	350.00
C1550	monitor up to 18 equally sized motors with just 2 CT, s1 output, 0.1 to 50A 1A@30VAC/DC N.O.	350.00

Our special range of multi point monitoring current sensors are an economical way of monitoring several loads from one neat unit, the C1500-6 is designed to monitor 6 different sized loads where the C1550 can monitor a number of loads of the same size such as several motors used in an air curtain.



Current sensors - Analogue output



SENVA ANALOGUE CURRENT SENSOR SELECTION GUIDE**

C-12XX = mini solid core

C-23XX = split core

** read sensor spec sheet/install guide to ensure compatibility with each application

SENVA MODEL	DESCRIPTION	COST
C1203	analogue 0-15A fixed range 0-5VDC	98.00
C1205	analogue 0-15 A fixed range 4-20mA	104.00
C2343	analogue (30,60,120A) selectable range 0-5VDC	135.00
C2343 L	analogue (5A, 10A, 20A) selectable range 0-5VDC	139.00
C2344	analogue (30,60,120A) selectable range 0-10VDC	135.20
C2345	analogue loop powered 30A-60A-120A ranges 4-20mA output	151.00
C2345L	analogue loop powered 5A-10A-20A ranges 4-20mA output	151.00



Pressure Sensors

SENVA MODEL	DESCRIPTION	COST
PG-(x)SB	gauge sensor 0-5VDC state range 15,50,75,100,300,500 PSID	469.00
PG-(x)SC	gauge sensor 4-20mA state range 15,50,75,100,300,500 PSID	469.00



These small liquid sensing pressure sensors are suitable for a variety of mediums.

SENVA MODEL	DESCRIPTION (SURFACE MOUNT)	COST
PDP31-002A	low pressure range 25-125-250-500Pa diff/static Nema 4	389.00
PDP31-500	low pressure range 125-250-500Pa diff/static Nema 4	389.00
PDP 31-2500	high pressure air diff/static range 250-1250-2500Pa nema 4	326.00
PDP 31-7000	high pressure air diff/static range 2500-5000-7000Pa diff/static	326.00



air pressure sensors - surface mount in Nema 4 enclosure

SENVA MODEL	DESCRIPTION (DUCT MOUNT)	COST
PDP32-002A	low pressure 25-125-250-500 Pa Nema 4 duct	420.00
PDP32-500	low pressure range 125-250-500 Pa diff/static Nema 4 duct	359.00
PDP 32-2500	high pressure air diff/static range 250-1250-2500 Pa nema 4 Duct	349.00
PDP 32-7000	high pressure air diff/static range 2500-5000-7000 Pa nema 4 Duct	335.00

These PDP air sensors can be used either uni or bi-directionally (jumper settable) and as either a static pressure sensor or as a differential sensor with both 0 to 10VDC and 4 to 20mA outputs. Available in either duct mounting with a probe (PDP31) or with surface mounting (PDP32).



air pressure sensors - duct probe in Nema 4 enclosure

MODEL	DESCRIPTION	COST
BECK930 80-BP	differential pressure switch with tube kit	75.00

Sensors, Meters and Monitors

SENVA MODEL	DESCRIPTION	COST
EM-PULSE	3 phase pulse output meter	499.00
EM-RS485	3 phase ModBus and BacNet output meter	960.00
CVT-F XXX	Rogowski coil CVT - available from 300A-6000A	POA

NEW range of current sensors and energy monitoring and metering from Senva - so small you no longer need a separate CT chamber. Available in Flex Rogowski type and in split iron core type ranging from 100 Amp to 6000 Amp



Carbon Monoxide Sensor/Controller

For several years now we have been selling Senva's high quality, carbon monoxide sensor/controllers. Now with their newest model there is many more feature and control options.

SENVA MODEL	DESCRIPTION	COST
TGW-AC	wall mount CO sensor/controller (car park emission sensing)	820.00
TGW-AN	wall mount NO2 sensor/controller (car park emission sensing)	950.00
TGW-ACN	wall mount CO/NO2 sensor/controller (car park emission sensing)	1,130.00
TGW-BC	BACnet/MODbus wall mount CO sensor/controller	1,140.00
TGW-BN	BACnet/MODbus wall mount NO2 sensor/controller	1,240.00
TGW-BCN	BACnet/MODbus wall mount CO/NO2 sensor/controller	1,440.00

Duct mount version available - please contact us for details.

An exceptionally versatile car park CO controller to use stand-alone or linked with others for larger systems. Includes fan run relay output, alarm relay output, analogue output 0 to 10VDC and 4 to 20mA, built-in LCD and audible alarm adjustable set points fully compliant with current AS1668.2 standards.



The carbon monoxide sensor/controller - a complete car park solution in a compact unit.

Car Park Solutions

Our carbon monoxide controllers have been so popular for car parks that we have added a choice of newly developed, Australian made, command modules to our range. These units are designed to provide you with all the interfacing you need for a multi-unit system that is up to date with the latest AS 1668 standards.

Simply connect a VSD, CO controllers and fire panel interlocks directly to one of our ABC FC4's and a 24V power supply and you are ready to go. These save hours of labour on designing/building control panels. They are available with 16mm AOM switch and run/fail lamps built in for fast installation into a modular control board or ready for external AOM and lamps to build into a larger MSSB.

MODEL	DESCRIPTION	COST
FC4A	CO command module for VSD, FIP, AOM interlocks	199.00
FC4B	CO command module for VSD, FIP, AOM interlocks inc switch/lamps	259.00



new product



Fast fit car park installations

If you just want to bolt a complete system to the wall, here it is! We have combined our ABC FC4B with a power supply and circuit breakers in one cabinet. You can purchase them as a control unit only when power to the VSD is direct from a switch board (great for retrofit applications) or with three-phase circuit breakers included. Use the base model number below and add the extra codes or any extra's you need and a complete control board will be assembled and shipped together with wiring diagrams and operational instructions.

MODEL	DESCRIPTION	COST
ABC-CO-C1	fast fit complete control board for 1 fan (for 2 fans ABC-CO-C2 etc.)	750.00
more fans to C boards	for each additional VSD controlled fan on a control board	260.00
ABC-CO-P1	fast fit complete control & power board for 1 fan	880.00
more fans to P boards	for each additional VSD controlled fan on a control/Power board	360.00
TM	7 day time clock added for peak times	160.00
LA	lamp test added to above	66.00
AL	separate control box with audible and visual alarm	320.00
RMS	remote AOM and lamps, used in place of FIP connections.	68.00

Example: two VSD controlled fans with a 7 day time clock, lamp test module and alarm control module would be ABC-CO-C2-TM-LA-AR, If you need remote visual and audible alarms just add the code AL to the number.

ABC MODEL	DESCRIPTION (DIN MOUNT RANGE)	COST
SW 2-A	2 mod 6 input alarm control	77.00
SW3-A	3 mod 12 input alarm control	92.00
SW 2(3) -SL2	2 mod (3 mod) off/on and lamps	74(68)
SW 2(3) -SL3	2 mod (3 mod) AOM and lamps	73(68)
SW2-L	2 mod lamp test 10 output	66.00
SW3-L	3 mod lamp test 16 output	77.00
SW 2(3) -H	2 mod (3 mod) high signal select	55(65)
AX16 - 2(3)	2 pos (3 pos) switch 16mm	11.00
AP16-B	push button switch 16mm	10.50
AP16-IR	illuminated push button switch 16mm	11.00
AD16-L24-G	green LED 16mm 24AC/DC	6.00
AD16-L24-R	red LED 16mm 24AC/DC	6.00



new products



Fan Controllers

ABC Sensor/Relay units

ABC FR series

The ABC-FR is an Australian designed and made product used to monitor a 240VAC fan such as a range hood or lighting circuit such as toilet lights (non contact) and bring on another fan or operate a drive open/drive closed damper for air flow. When current is detected the ABC FR unit will turn on an on board relay, when the circuit being monitored is turned off a built in adjustable run on timer will keep the output relay energized for up to 10 min. The output relay can be used to control up to 8 Amps at 240VAC.

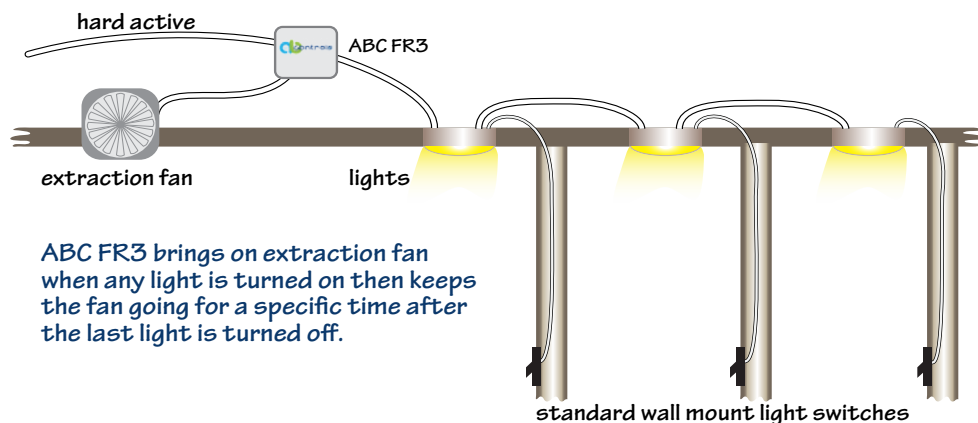


ABC MODEL	DESCRIPTION	COST
FR3	del off timer and C1200 sensor, 240VAC 10 amp (Res) output relay	215.00
FR3A	with leads + del off timer and C1200 sensor, 240VAC 10 amp (Res) output relay	279.00
FR3AV	with leads + del off timer and C1220 sensor (adjustable), 240VAC 10 amp (Res) output relay.	339.00
FR3B	with leads and C1200 sensor, 240VAC 10 amp (Res) output relay (no timer)	249.00
FR3C	adjustable C1220 sensor, 240VAC 10 amp (Res) output relay (no timer)	245.00
FR3CA	with leads and adjustable C1220 sensor, 240VAC 10 amp (Res) output relay (no timer)	319.00
FR3E	C1200 sensor, 240VAC 10amp (res) output relay	190.00
FR3AN	with leads + del off timer, 240VAC 10 amp (Res) output relay (can be used where remote sensors or switching is required)	220.00
FR3N	del off timer, 240VAC 10 amp (Res) output relay (can be used where remote sensors or switching is required)	169.00



The most popular versions of this versatile unit are listed in the table. We can also do modified versions to suit a specific need.

This comprehensive range of units come with built-in current sensors and run on timers have been designed with ease of installation firmly in mind. They can be used in many different ways to monitor the power used on one circuit such as a toilet light, range hood or air conditioner and switch a separate circuit such as a fan or air damper. It has found many uses in apartments to control fresh air fans for toilet/bath rooms and make-up air fans for kitchen range hoods. See our catalogue or call us for more information.



FR3 units for gas valve safety legislation

With the introduction of new laws for interlocking kitchen range hoods to gas valves we have proactively tested and added two adjustable controllers to our extensive list for smaller enclosed kitchens. This unit monitors a range hood, providing the range hood is running a solenoid controlled gas valve will operate. Ask about our large commercial kitchen versions currently under development.

ABC MODEL	DESCRIPTION	COST
FR3-GV1	gas valve interlock, adjustable C1220 sensor, 240VAC 10 amp (Res) output relay (no timer), 3 cable glands.	255.00
FR3-GV2	gas valve interlock, adjustable C1220 sensor, 240VAC 10 amp (Res) output relay (no timer), plug/lead + socket, gland for valve cable entry.	319.00
FR3-GV3	commercial kitchen and school gas valve controller with safety interlocks	TBA



ABC timer

ABC QT1 and QT1-10

The ABC-QT1 is an adjustable, one minute to ten minute delay-off timer with two independent trigger inputs. More trigger inputs can be added by using blocking diodes. It can operate a load up to 1.2 Amps @230VAC or 250W such as an extraction fan, when either of the two trigger inputs have 230VAC on them, without the need for two pole switches.

These simple timers have been created in partnership with a USA timer manufacturer. They are small enough to fit inside a standard electricians J-box so work perfectly as a run on timer for any small fan such as a toilet exhaust fan controlled via one or more lights. While primarily designed to operate a toilet, bathroom or laundry extraction fan it may also be used in other areas. One example of another application is when a Senva C1200HV current sensor is used to trigger the timer.



ABC MODEL	DESCRIPTION	COST
QT1 QT1-10	240VAC delay off timer, two trigger inputs. 1.25 amp output	78.50
QT2-30-10	two stage delay off timer PCB, 250mA output	89.00
QT3	240VAC delay off timer, 2 trigger inputs. 10 amp output in enclosure	165.00



➡ NOTE: this device is NOT portable and must be permanently fixed in place.

Carbon Dioxide Sensors

SENVA MODEL	DESCRIPTION	COST
CO2-RL (1-7) ¹	wall mount CO2 sensor with digital display	579.00
CO2D-A	duct mount CO2 sensor with digital display	645.00
CO2 OA	outdoor CO2 sensor with digital display	729.00
CO2 VAL	economy indoor wall mount CO2 sensor with analogue and digital output	369.00
CO2D VAL	economy duct mount CO2 sensor with analogue and digital output	569.00

This range of sensors are designed to monitor CO2 levels in occupied areas, 0-10VDC, 4-20mA and 1A@30VAC/DC N.O. outputs. The duct mount carbon dioxide sensor is often used for modulating fresh air intake particularly in large rooms and auditoriums. Mounted in return air ducts this sensor can be used to open fresh air dampers directly or connect to a BAS.



Humidity Sensors

SENVA MODEL	DESCRIPTION	COST
HR-2A(1-7) ¹	humidity sensor 2% indoor wall mount, 0-10VDC and 4-20mA output	369.00
HO-2A	humidity sensor 2% Outside use, 0-10VDC and 4-20mA	459.00
HD-2A	humidity sensor 2% duct mount, 0-10VDC and 4-20mA	449.00

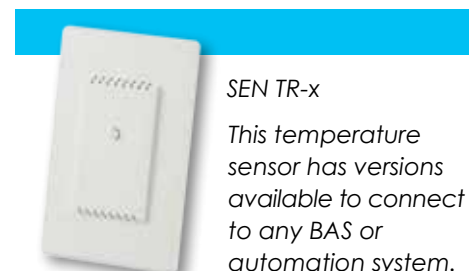
The range of humidity sensors each has a temperature sensor built in.



Temperature Sensors

SENVA MODEL	DESCRIPTION	COST
TR-x (1-7) ¹	temperature sensor NTC, options for slider and push button	72.00
S/P slider	S/P slider added to above	27.00
over ride PB	over ride PB added to above	11.00
thermistor	thermistor added to above	19.00

MODEL	DESCRIPTION	COST
A/CP-SP	stainless steel plate, wall mount	59.00
TN-1	wall mount	80.00
TIGA1	immersion sensor, 10k dale 2.5inch	180.00
ABC TDBE	Duct mount, 150mm blue housing	99.50
ABC TDCJR00	S/S probe temp sensor 10k dale	44.00
A/CP-O-EH	outdoor temp sensor	110.00



SEN TR-x

This temperature sensor has versions available to connect to any BAS or automation system.

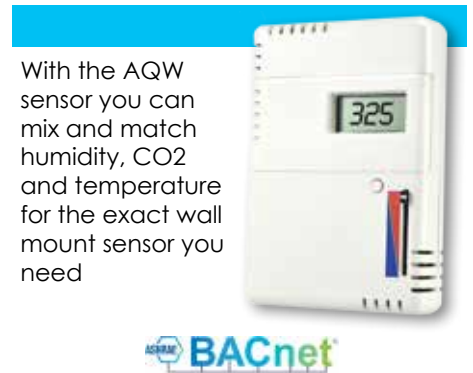
1. The wallmount comes in a number of neutral shades. Please see our full catalogue for more details.

Environment Sensors

The AQW series design allows customization for a sensor that meets project requirements for monitoring temperature, CO2 and relative humidity. The sensor can be ordered as stand alone temperature, CO2/Temp, RH/Temp or all-in-one CO2/RH/Temp with a 0-5/10V analogue or BACnet RS485 output. Lower material costs and installation time by combining multiple sensors into a single sensor housing with standard LCD and optional add-on features. Duct mount versions also available just ask for details.

To order simply use model number SEN AQW- then add the options you wish for instance SEN-AQW-CO2-RH, would be a combined CO2/ humidity sensor with LCD display and analogue outputs. You can also add push a push button and slider adjustment a thermistor for many BAS systems sold today just tell us your system.

MODEL		DESCRIPTION	COST
SEN AQW		BASE MODEL temperature with digital display	265.00
options	BAC	BACnet added to SEN AQW	82.00
	CO2	CO2 sensor add to SEN AQW	349.00
	RH	2% humidity element add to SEN AQW	159.00
	SL	thermistor added to SEN AQW	32.00
	RTD	set point slider added to SEN AQW	23.00
	OPB	push button added to SEN AQW	16.00



MODEL	DESCRIPTION	COST
SEN CHTDL	CO2/RH/temp duct mount	919.00

An air quality sensor for duct mounting with three independent outputs - one for each of the three inbuilt sensors: CO2; humidity; and temperature. Often mounted within the air conditioning return air duct and used to monitor and control room conditions.



Water Sensor

SENVA MODEL	DESCRIPTION	COST
WD 1	water detector, solid state isolated relay output 100mA 30VAC/DC, power supply 9-30 VAC/DC	230.00

A detector specifically designed to be mounted on a surface where water may be present such as a computer server room floor or an air conditioner overflow tray.



Contact details



General enquiries and technical information:

phone: 0425 722525

email: arthur@abcontrols.com.au

All prices listed at full retail. Please speak to your distributor for discounts on trade and/or bulk orders.

Distributors:

Victoria

NAW Controls

98 Commercial Drive

Thomastown, 3074

tel: (03) 94646555

fax: (03) 94645155

email: sales@nawcontrols.com.au

web: www.nawcontrols.com.au



New South Wales

Tobin Electrical Components

2C Brunner Road,

Chullora 2190

tel: (02) 87135200

fax: (02) 97905211

email: sales@tobins.com.au

web: www.tobins.com.au



Queensland

Dore Electrics

20 Devlan Street,

Mansfield 4122

tel: (07) 33495300

email: sales@doreelec.com.au

web: www.doreelec.com.au



Local Dealer for Tasmania-

Gordon Wood & Co,

31 Sunderland Street, Moonah 7009

tel: (03) 64734455 | fax: (03) 65734734

Also available: custom built control panels - particularly for car park extraction control.

For more details and technical information on any of the products listed, please contact AB Controls.

